



# Friday 26<sup>th</sup> April 2024

## STAY SOCIAL



@RudyardSchool



@Rudyardkiplingprimary

Issue 23.24 28

### Headteacher Reports:

It's fantastic seeing our children immersing themselves in their exciting summer term topics.

I have had the pleasure of seeing some first class learning from a variety of children across all year groups this week: later this afternoon I will be visiting classes to hand out Headteacher Awards to many children.

Despite the incessant rain, we are always keen to take the learning outside whenever we can. This week, our Reception classes have enjoyed walks in our locality-it's super that we have Lockwood Park so close to our school. I was fortunate to be asked to join the Reception Rashford walk on Tuesday, a highlight of which was Mrs Goozee playing her signature team building game: 'Fishy Fishy'-the children loved it!

Courtesy of Miss Kirby, we have received a bumper delivery of tomato seeds and our children will soon be growing their own tomato plants. We also have our PTFA sunflower growing competition starting soon so we are all embracing plants and nature!

Our magical, wild Forest School is in the process of being developed. Many thanks to the Izabel's mum and Hazel's mum who have been working on it at weekends.

Next Saturday morning, 4<sup>th</sup> May, is the Children's Parade. We are flag number 8 which means we will be one of the first schools to set off. Further information about next Saturday is going out in a letter today. Our new school samba band is practising again after school today so the excitement is building!

Have a wonderful weekend.

Headteacher



Reception Walk this week.



Positivity



Teamwork



Equality



Respect



Kindness

# Special Mentions

## Forrest



Forrest loves to learn and this is evident to anyone who meets him. His readiness to learn, develop and take on a new challenge has impressed us all and it has been wonderful to see how much Forrest has flourished as a result of his own attitude and determination. We have also been blown away by how much more confident Forrest has become over his time in Reception - sharing and exploring his own ideas without fear of "getting it wrong". We are so proud of you Forrest - well done!

YRR

## Sebastian



Who better to kick start the Reception special mentions than Sebastian?! Resilience is a word that perfectly encompasses Sebastian. He has turned into a superstar writer. This hasn't just magically happened for Sebastian. He works incredibly hard every day, trying and trying again and we couldn't be prouder of him. Well done Sebastian!

## Louie



I am amazed by Louie! He has started school this term with a spring in his step. He is already showing signs that he is already year 2 ready! It is clear to see by his amazing work and reading that he has been busy working while being away from school. Louie has put a tremendous amount of focus on his handwriting and as a result it is looking fantastic! This determined attitude is allowing Louie to improve in all his learning. Furthermore, he is such a helpful part of team Kahlo and never fails to be polite and kind. He has flown into the summer term and is truly shining bright. Keep up the super work Louie!

YR1

## Robin



Robin what a start to the Summer term! Robin's target before Easter was to focus on her pre-cursive handwriting, but did she stop there? Oh no! Over the Easter holidays, Robin challenged herself to practise fully cursive handwriting and was very proud to come and show me her progress. Well done for such super resilience Robin! Learning aside, Robin you are such a happy, enthusiastic and curious member of our class and we all benefit from having you in Team Obama! Never stop being you, superstar!

## Daenerys

Looking for someone with incredible resilience and bravery when faced with challenges? Well, look no further than Daenerys! Daenerys, your positive attitude and resilience have enabled you to achieve amazing learning in Maths and you should be so proud of yourself. You accept that it is ok to find things tricky and that, by overcoming any barriers, you are then stronger and more capable than before. What an example to us you are - you super-duper, superstar!

YR2



## Luke


Trumpet fanfare please - doo, doo, doo, doo, doo, doo, doo! Let's celebrate Luke's amazing attitude towards his learning. Not only have you completed all your learning tasks, Luke, but you also then asked for more to do! You are so resilient and ready - what a superstar you are!

## Jack



Jack's dedication to his learning is exceptional. He approaches everything with such pride and determination; it's admirable. Jack has particularly been showing off his resourcefulness, always making sure he uses the key words in every lesson and is able to independently choose resources he needs for his learning. It's important to also mention that Jack will always complete every single piece of work to the best of his ability. He is such an excellent role model and a real pleasure to have in the class. We are so lucky to have you, Jack! Keep shining like the superstar you are.

## Alaa



Attentive, driven yet unassuming, Alaa embodies what it means to be a humble and determined young learner. Not a minute goes by when she isn't on task – an example for us all to follow. As a result, Alaa's books glow with accuracy and precise presentation. What a true honour it is to teach such a wonderful learner!

YR3

## Willis



Wonderful Willis has wowed us this week with his incredible writing! He is using powerful verbs and adjectives, personification, you name it, he can use it! His writing really puts a picture in the reader's head and he should be very proud. The sky's the limit!


## Archie



Archie has returned this term, showing what it means to have true resilience when faced with any task that comes his way. His show-stopping play script in English, captivated his audience showing his true writing flair with style and precision – Mr Jones thoroughly enjoyed every minute of it! Archie didn't stop there; his maths work has highlighted that he has a solid understanding of decimals and is answering greater depth style questions with ease! Keep it up!

YR4

## Leighton



Lovely Leighton is really showing he is now Year 6 ready. Miss Smith has noticed a huge increase in Leighton's confidence and perseverance in class. Whilst tackling a tricky maths topic of Area and Perimeter, Leighton took this topic as his own and became a master! Leighton wowed the class as he worked his way through our metre challenges and continued to explain his method to the class.

YR5

## Teddy



Teddy's work is always thoughtful, interesting and beautifully presented, however what has really impressed Mrs Newbold recently is his reflectiveness. He has really worked hard to take time to reflect on his work, whether it be before he gets started, thinking about his ideas and the best way to present them, or after he has finished when he spends time editing and improving the quality of his work. This reflective attitude is really making Teddy's work stand out and showing that he is becoming Year 6 ready.

## Yousafzai Class

YR6



Miss Vaughan and the residential team couldn't have been prouder of Yousafzai class on the residential trip. Every child surpassed their personal goals, whether conquering the heights on a giant swing, mastering abseiling, or bravely donning a harness, all while embodying our core value of positivity. Their exceptional politeness towards all adults and exemplary behaviour made them all true role models for Rudyard Kipling School.

# Headteacher Awards

YR Thunberg	<b>Kedar</b> - For wonderful blending in your reading!
Y1 Kahlo	<b>Cooper</b> - A wonderful piece of writing about sea life.
Y1 Obama	<b>Isla and Reegan</b> - A super performance poem.
Y2 Attenborough	<b>Daniel</b> - Being a Handwriting Hero. <b>Ethan</b> - For displaying impressive learning behaviours.
Y2 Parks	<b>Riley</b> - For being a Handwriting Hero!
Y3 Gandhi	<b>Evan</b> - For some exquisite handwriting this week <b>Nina, Max, Alaa and Darcie, Erica and Freddie M</b> - Super fractions posters
Y3 Pankhurst	<b>Logan</b> - Excellent learning all week. <b>Dexter and Ruben</b> - For both being writing wizards! <b>Liam</b> - A superb fractions poster. <b>Teddy</b> - An excellent fractions poster.
Y4 Mandela	<b>Amna</b> - A delightful rainforest poem. <b>Carter</b> - An excellent rainforest poem. <b>Maxim</b> - A quite brilliant piece of coding transporting a race car along a racetrack.
Y5 Darwin	<b>Millie</b> - Year 6 standard 'area' work in maths. <b>Chelsea</b> - Impressive 'area' learning in maths. <b>Rania</b> - A first class character study.
Y5 Seacole:	<b>Ona</b> - Brilliant PSHE work with superb funky lettering! <b>Sienna and Lottie</b> - Excellent RE learning on Paul and the early church.
Y6 Yousafzai	<b>Kinza</b> - Super 'Dig for Victory' poster!

## Rugby Festival

Yesterday Mr Mack took a group of our Year 3s, 4s & 5s to Longhill School for a tag rugby festival organised by our ACE coaches, Mr Hoard & Mr Wescott and the PE team at Longhill.

It was a fantastic event, with almost 100 children from the ACE schools taking part in a range of rugby games and drills before tag rugby 'mini-matches' took over.

A huge thank you to Longhill for hosting, and their young Sports Leaders in particular. It was wonderful to see lots of former RKPS pupils running activities, demonstrating the lifelong love of sport we aim to give our children!



# RKPS Reading Recommendations




Hello all, every week the English Team and various adults around school share two reading recommendations for you and your lovely children to read.

## Reading Research Alert:

Children who read (or who are read to) at least 20 minutes a day are exposed to almost 2 million words per year.

## **Books to celebrate Earth Day 2024**

*Tidy Hardcover by Emily Gravett*



Pete the badger likes everything to be neat and tidy at all times, but what starts as the collecting of one fallen leaf escalates and ends with the complete destruction of the forest! Will Pete realise the error of his ways and set things right?

Lush foliage and delightful characters abound in this cautionary tale of overenthusiastic neatness that delivers its message of environmental preservation with subtlety and humour. The freshness of the illustrations and the many comic details make this a very special book. Once you enter this forest, you'll never want to leave.

*The Lost Whale by Hannah Gold & illustrated by Levi Pinfold*



From the author of the best-selling *The Last Bear* comes another incredible chapter book about the connection between a boy and a whale and the bond that sets them both free.

**THEIR BOND COULD SET THEM FREE . . .**

Rio has been sent to live with a grandmother he barely knows in California, while his mum is in hospital. All Rio wants is for Mum to get better so he can return home. But everything changes when he joins a whale-watching trip and meets White Beak, a gentle giant of the sea. Rio forms an instant bond with the whale, and for the first time in ages he feels a spark of hope. Then White Beak goes missing and Rio may be the only person who can help.

Can Rio draw on their special connection to somehow find and save his whale . . .

Gold covers topics such as mental health, physical health and environmental issues with tact and sensitivity, while weaving a heart-warming tale that will probably become a household favourite. Beautiful, almost dream-like illustrations by Levi Pinfold are scattered throughout.



# Mr Jones' Maths Challenge of the Week



Good luck with this week's maths challenges! Remember to hand in your answers to your teacher who will pass them on to Mr. Jones!

KS1

Can you fill in the missing numbers on the hundred squares?

1.	2.	3.																																																																																																																				
<table border="1" style="border-collapse: collapse;"> <tr><td style="width: 30px;">1</td><td style="width: 30px;">2</td><td style="width: 30px;"> </td></tr> <tr><td style="width: 30px;"> </td><td style="width: 30px;"> </td><td style="width: 30px;"> </td></tr> </table>	1	2					<table border="1" style="border-collapse: collapse;"> <tr><td style="width: 30px;">54</td><td style="width: 30px;">55</td><td style="width: 30px;"> </td></tr> <tr><td style="width: 30px;"> </td><td style="width: 30px;"> </td><td style="width: 30px;"> </td></tr> </table>	54	55					<table border="1" style="border-collapse: collapse;"> <tr><td style="width: 30px;"> </td><td style="width: 30px;"> </td><td style="width: 30px;"> </td><td style="width: 30px;"> </td></tr> <tr><td style="width: 30px;"> </td><td style="width: 30px;"> </td><td style="width: 30px;"> </td><td style="width: 30px;">37</td></tr> </table>								37																																																																																																
1	2																																																																																																																					
54	55																																																																																																																					
			37																																																																																																																			
4.	5.																																																																																																																					
<table border="1" style="border-collapse: collapse;"> <tr><td style="width: 30px;"> </td><td style="width: 30px;"> </td><td style="width: 30px;"> </td><td style="width: 30px;"> </td></tr> <tr><td style="width: 30px;"> </td><td style="width: 30px;"> </td><td style="width: 30px;"> </td><td style="width: 30px;"> </td></tr> <tr><td style="width: 30px;"> </td><td style="width: 30px;"> </td><td style="width: 30px;"> </td><td style="width: 30px;"> </td></tr> <tr><td style="width: 30px;"> </td><td style="width: 30px;"> </td><td style="width: 30px;"> </td><td style="width: 30px;">50</td></tr> </table>																50	<table border="1" style="border-collapse: collapse;"> <tr><td style="width: 30px;"> </td><td style="width: 30px;"> </td><td style="width: 30px;"> </td><td style="width: 30px;"> </td></tr> <tr><td style="width: 30px;"> </td><td style="width: 30px;"> </td><td style="width: 30px;"> </td><td style="width: 30px;"> </td></tr> <tr><td style="width: 30px;"> </td><td style="width: 30px;"> </td><td style="width: 30px;"> </td><td style="width: 30px;"> </td></tr> <tr><td style="width: 30px;"> </td><td style="width: 30px;"> </td><td style="width: 30px;"> </td><td style="width: 30px;"> </td></tr> <tr><td style="width: 30px;"> </td><td style="width: 30px;"> </td><td style="width: 30px;"> </td><td style="width: 30px;">44</td></tr> </table>																				44																																																																																	
			50																																																																																																																			
			44																																																																																																																			
6.	7.																																																																																																																					
<table border="1" style="border-collapse: collapse;"> <tr><td style="width: 30px;"> </td><td style="width: 30px;"> </td><td style="width: 30px;"> </td><td style="width: 30px;"> </td></tr> <tr><td style="width: 30px;"> </td><td style="width: 30px;"> </td><td style="width: 30px;"> </td><td style="width: 30px;"> </td></tr> <tr><td style="width: 30px;"> </td><td style="width: 30px;"> </td><td style="width: 30px;"> </td><td style="width: 30px;"> </td></tr> <tr><td style="width: 30px;"> </td><td style="width: 30px;"> </td><td style="width: 30px;"> </td><td style="width: 30px;"> </td></tr> <tr><td style="width: 30px;"> </td><td style="width: 30px;"> </td><td style="width: 30px;"> </td><td style="width: 30px;"> </td></tr> <tr><td style="width: 30px;"> </td><td style="width: 30px;"> </td><td style="width: 30px;"> </td><td style="width: 30px;"> </td></tr> <tr><td style="width: 30px;"> </td><td style="width: 30px;"> </td><td style="width: 30px;"> </td><td style="width: 30px;"> </td></tr> <tr><td style="width: 30px;"> </td><td style="width: 30px;"> </td><td style="width: 30px;"> </td><td style="width: 30px;"> </td></tr> <tr><td style="width: 30px;"> </td><td style="width: 30px;"> </td><td style="width: 30px;"> </td><td style="width: 30px;"> </td></tr> <tr><td style="width: 30px;"> </td><td style="width: 30px;"> </td><td style="width: 30px;"> </td><td style="width: 30px;"> </td></tr> <tr><td style="width: 30px;"> </td><td style="width: 30px;"> </td><td style="width: 30px;"> </td><td style="width: 30px;"> </td></tr> <tr><td style="width: 30px;"> </td><td style="width: 30px;"> </td><td style="width: 30px;"> </td><td style="width: 30px;"> </td></tr> <tr><td style="width: 30px;"> </td><td style="width: 30px;"> </td><td style="width: 30px;"> </td><td style="width: 30px;"> </td></tr> <tr><td style="width: 30px;"> </td><td style="width: 30px;"> </td><td style="width: 30px;"> </td><td style="width: 30px;"> </td></tr> </table>																																																									<table border="1" style="border-collapse: collapse;"> <tr><td style="width: 30px;"> </td><td style="width: 30px;"> </td><td style="width: 30px;"> </td><td style="width: 30px;"> </td></tr> <tr><td style="width: 30px;"> </td><td style="width: 30px;"> </td><td style="width: 30px;"> </td><td style="width: 30px;"> </td></tr> <tr><td style="width: 30px;"> </td><td style="width: 30px;"> </td><td style="width: 30px;"> </td><td style="width: 30px;"> </td></tr> <tr><td style="width: 30px;"> </td><td style="width: 30px;"> </td><td style="width: 30px;"> </td><td style="width: 30px;"> </td></tr> <tr><td style="width: 30px;"> </td><td style="width: 30px;"> </td><td style="width: 30px;"> </td><td style="width: 30px;"> </td></tr> <tr><td style="width: 30px;"> </td><td style="width: 30px;"> </td><td style="width: 30px;"> </td><td style="width: 30px;"> </td></tr> <tr><td style="width: 30px;"> </td><td style="width: 30px;"> </td><td style="width: 30px;"> </td><td style="width: 30px;"> </td></tr> <tr><td style="width: 30px;"> </td><td style="width: 30px;"> </td><td style="width: 30px;"> </td><td style="width: 30px;"> </td></tr> <tr><td style="width: 30px;"> </td><td style="width: 30px;"> </td><td style="width: 30px;"> </td><td style="width: 30px;"> </td></tr> <tr><td style="width: 30px;"> </td><td style="width: 30px;"> </td><td style="width: 30px;"> </td><td style="width: 30px;"> </td></tr> <tr><td style="width: 30px;"> </td><td style="width: 30px;"> </td><td style="width: 30px;"> </td><td style="width: 30px;"> </td></tr> <tr><td style="width: 30px;"> </td><td style="width: 30px;"> </td><td style="width: 30px;"> </td><td style="width: 30px;"> </td></tr> <tr><td style="width: 30px;"> </td><td style="width: 30px;"> </td><td style="width: 30px;"> </td><td style="width: 30px;"> </td></tr> <tr><td style="width: 30px;"> </td><td style="width: 30px;"> </td><td style="width: 30px;"> </td><td style="width: 30px;"> </td></tr> <tr><td style="width: 30px;"> </td><td style="width: 30px;"> </td><td style="width: 30px;"> </td><td style="width: 30px;"> </td></tr> </table>																																																													

KS2

	1		2		3	
4					5	6
			7	8		
9		10		11	12	
		13	14		15	16
17				18	19	
20					21	

<p><b>Across</b></p> <p>1 0.8 + 1.4</p> <p>5 a multiple of 11</p> <p>7 a factor of 36</p> <p>9 31 x 32</p> <p>11 a prime number</p> <p>13 seven eights</p> <p>15 a multiple of 13</p> <p>18 double 21</p> <p>20 38 ÷ 10</p> <p>21 270 + 40</p>	<p><b>Down</b></p> <p>2 21 ÷ 10</p> <p>3 five squared</p> <p>4 10<sup>2</sup> + 3<sup>2</sup></p> <p>6 a multiple of 17</p> <p>8 double 14</p> <p>10 three squared + four squared</p> <p>12 4<sup>2</sup> × 2</p> <p>14 128 ÷ 2</p> <p>16 0.61 × 1000</p> <p>17 2.6 × 5</p> <p>19 100 - 77</p>
--	--

## Equalities



This week Year 2 have learnt about disabilities and impairments. A child / person has a disability if they have an impairment which means parts of their brain or body works differently. We looked at different impairments and how having an impairment could affect a person's day to day life.

We then learnt about a child with a disability, what they like to do and how their disability affects their day-to-day life. We found that they liked doing lots of the same things as us like playing football and having play dates. This made us start thinking about all the similarities and differences we have with our talk partners and other children in our classes.



# Stars of the Week

After School Club – KS1 – Jamie in Parks for playing so well with everyone at After School Club.  
KS2 – Riley in Seacole for always being kind and helpful to others at After School Club.

## Lunchtime Stars of the Week

**Bobbi** from Thunberg for assisting Mrs Hollingsworth with first aid in the KS1 playground. Bobbi proved to be a great nurse.

**Erica** and **Jessie** from Kahlo who both do an amazing job of tidying the KS1 mud kitchen each day.



## REMINDER: PTFA Pop-Up Charity Shop



- ♥ RKPS PTFA Pop Up Charity Shop - 3rd May 2024. 3pm.
- ♥ Good quality pre-loved items wanted for our pop up charity shop.
- ♥ Please drop off your donations on Thursday 2nd May from 8.15am outside the school office.
- ♥ Sale will be held in the KS2 school hall along with 2nd hand uniform on the 3rd May from 3pm.
- ★ Help us to use your pre-loved items to make some money for the school!
- 👤 Please note, whilst we appreciate all donations please make sure they are in a good sellable condition. We are not able to dispose of items if unsold.

## The GREEN FESTIVAL at RKPS — 18/05/2024

We are so excited to be hosting 'The Green Festival' on Saturday 18<sup>th</sup> May, 10-4pm. Bring your friends and family down and enjoy the a variety of events. For a detailed list, please see last week's newsletter via the school website or SchoolPing. These events are subject to change.

# Smoke Free School

We politely ask that parents do not smoke outside or near the school. We wish for all our children and families to breathe in clean air and for our school to be a healthy environment. Thank you for your support.

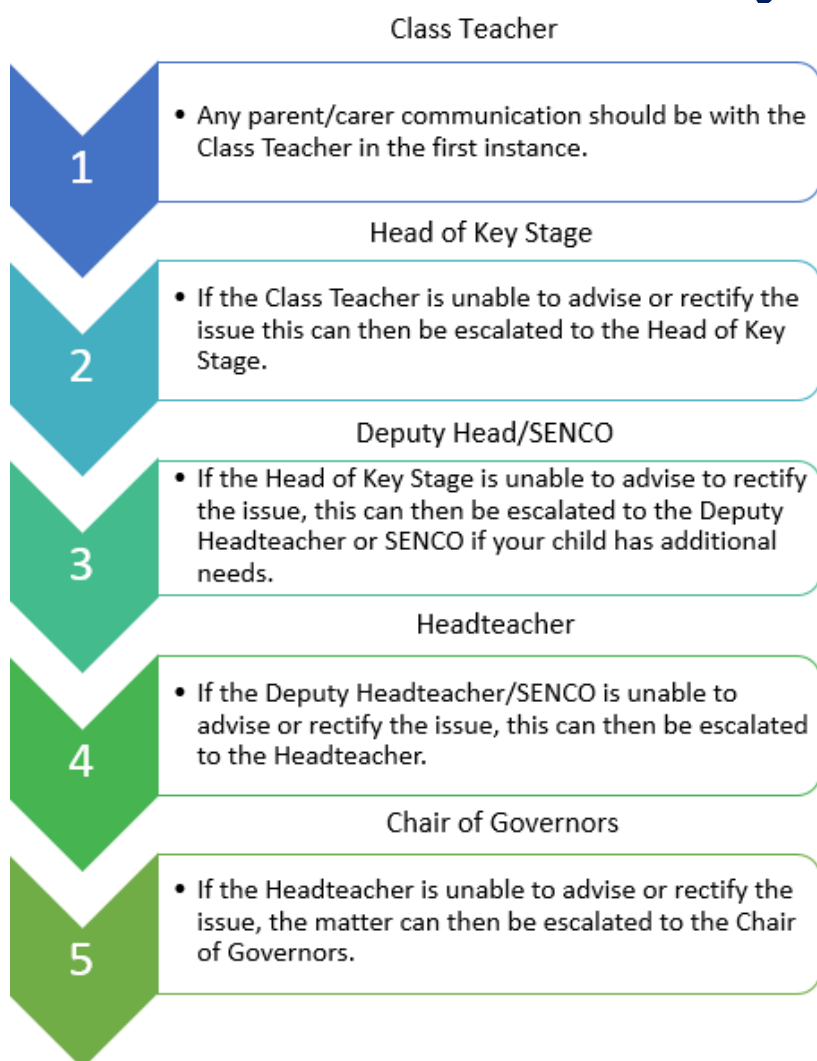


## Community Notice Board





# Finally...



## Head of Key Stages

Foundation – Ms A Smith

Key Stage One – Mrs V Brewer

Lower Key Stage Two – Mr N Wynne

Upper Key Stage Two – Miss L Vaughan

## Arbor Parent App

### On App:

New trips, Clubs, Uniform, Swimming (after Easter)

### Not on App

School Meals (ParentPay)

Make sure that when you are booking clubs, trips or ordering items, you complete the process by clicking next through ALL stages are completed in the app.

All bookings for clubs and trips are held within the APP so you can remind yourself at any time.

## Dates for the Diary

<b>May 24</b>	
Wednesday 1st	Y4 Westcott Wednesday
Thursday 2nd	PTFA Pop-Up Charity Shop
Friday 3rd	PTFA Pop-Up Charity Shop
Saturday 4th	Children's Parade
Monday 13th	SATs Week
Saturday 18th	Green Festival at RKPS
Friday 24 <sup>th</sup>	<b>INSET DAY</b>
<b>June 24</b>	
Monday 3rd	<b>INSET DAY</b>
Tuesday 4th	Y6 Bread making with Chef John
Wednesday 12th	Class Photos (Full uniform please).
Wednesday 19th	Withdean Athletics
Monday 24th	RKPS class 'heroes' exhibition at Jubilee Library (24 <sup>th</sup> -28 <sup>th</sup> )
<b>July 24</b>	
Monday 8th	Reception Sports Day 9:15am; Y1 & Y2 Sports Day 1:30pm
Tuesday 9th	Y3 & Y4 Day 9:15am; Y5 & Y6 Sports Day 1:30pm
Thursday 18th	Y6 production 2pm & 5:30pm

